

山西煤矿机械制造股份有限公司

SHANXI COAL MINE MACHINERY MANUFACTURING INCORPORATED COMPANY

产品宣传册（双语版）



官方网站



微信公众号



产品宣传册



企业宣传册

山西煤矿机械制造股份有限公司

SHANXI COAL MINE MACHINERY MANUFACTURING INCORPORATED COMPANY


☎ 销售公司市场部电话(Service): **0351-5289840** 售后服务部电话(Service): **0351-5289834**

🌐 公司网址(Company Website): <http://www.sxmj.com>

📍 地址: 山西省太原市综合改革示范区唐槐产业园西贾北街79号

Add: No. 79, Xijia North Street, Tanghuai Industrial Park, Shanxi Transformation and Comprehensive Reform Demonstration Zone, Taiyuan City, Shanxi Province.

* Due To Our Policy Of Continuous Product Improvements, All Designs And Specifications Are Subject To Change Without Notice.



COMPANY INTRODUCTION

企业简介

山西煤矿机械制造股份有限公司，始建于1972年，国家公布的第一批刮板输送机和带式输送机定点生产厂家，原为煤炭部57个重点骨干企业之一。经过持续的创新发展，公司现已成长壮大为中国煤矿专用设备领航者之一，中国煤炭机械工业50强，中国机械制造企业500强，中国企业信息化500强，以及中国机械工业现代化管理企业，中国煤炭机械工业智能制造标杆企业、优秀企业，中国专用设备制造业纳税百强企业，首批国家先进制造业企业，国家火炬计划重点高新技术企业，山西省高端装备制造产业链链核企业，山西省精神文明标兵单位，山西省专精特新企业，山西省制造业100强，山西省功勋企业。

公司主导产品有刮板输送机，刮板转载机，破碎机及顺槽大功率、远距离带式输送机等多个系列、上百种机型以及成套智能化控制系统，构成从井下采煤工作面到地面集装站之间完整、可靠、高效、智能的运输体系。可满足当前国内外包括1米以下极薄煤层、18~20米超厚煤层、最高10米一次采全高厚煤层以及倾角达60度的极倾斜煤层等各种工况条件和采煤工艺的装备需求。目前公司产品在全国市场占有率约10%，省内市场占有率约60%，其中重型和超重型设备广泛应用在神东等全国500多个大型或特大型现代化矿井。迄今已累计向全国提供综采成套装备6000余台套，为我国煤炭智能高效开采提供有力保证。

“十四五”以来，山西煤机以“高端、智慧、精细、绿色”为目标，立足灯塔工厂标准，建成占地400亩，年产12万吨综采输送设备现代化智慧新区，蹚出了传统装备制造业转型发展新路，加快助力我国煤机产业和煤炭工业高质量发展。

Shanxi Coal Mine Machinery Manufacturing Incorporated Company, established in 1972, was one of the earliest manufacturers of scraper conveyors and belt conveyors designated by the state and was originally one of the 57 key backbone enterprises of the former Ministry of Coal. Through continuous innovation and development, the company has now grown into one of the pacemakers of special equipment for China coal. It has been listed among the top 50 of China's coal machinery industry, the top 500 Chinese machinery manufacturing enterprises, and the top 500 Chinese enterprises in informatization. Additionally, it is recognized as a modern management enterprise in China's machinery industry, a benchmark and excellent enterprise for intelligent manufacturing in China's coal machinery industry. It is also one of top 100 taxpaying enterprises in China's specialized equipment manufacturing industry, one of the first national advanced manufacturing enterprises, and a key high-tech enterprise under the National Torch Program. In Shanxi Province, the company is a chain-core enterprise of the high-end equipment manufacturing industry chain, a model unit of spiritual civilization, a specialized, refined, differential, and innovative enterprise, one of the top 100 manufacturing enterprises, and a meritorious enterprise.

The company's leading products cover multiple series, hundreds of models and complete intelligent control systems, including scraper conveyors, stage loaders, crushers, and high-power, long-distance belt conveyors, which form a complete, reliable, efficient, and intelligent transportation system from underground coal mining workfaces to ground collection stations. The system can meet the current domestic and international equipment requirements for various working conditions and coal mining technologies, including extremely thin coal seams under 1 meter, ultra-thick coal seams of 18-20 meters, thick coal seams with full height cutting of up to 10 meters, and extremely inclined coal seams with angles up to 60 degrees. Currently, the company's products hold a market share of approximately 10% nationwide and about 60% within Shanxi. The heavy and ultra-heavy equipment is widely used in over 500 large or super-large modern mines across China, including Shendong (Shenhua Shendong Coal Group). To date, it has accumulatively provided over 6,000 complete sets of fully-mechanized mining equipment across the country, providing strong support for the intelligent and efficient coal mining.

Since the launch of the 14th Five-Year Plan, Shanxi Coal Mine Machinery Manufacturing Incorporated Company has aimed for “high-end, intelligent, refined, and green” development. Based on the standards of a lighthouse factory, the company has built a modern intelligent new district covering an area of 400 mu (approximately 26.67 hectares) with an annual production capacity of 120,000 tons of fully-mechanized mining transportation equipment. This initiative has paved a new path for the transformation and development of the traditional equipment manufacturing industry, contributing to the high-quality development of China's coal mining machinery industry and the coal industry.

刮板输送机

Scraper Conveyor

- 端卸和侧卸两类卸载方式，能与各类型采煤机、液压支架配套；

Two ways of discharge: end discharge and side discharge, supporting the use of shearers and hydraulic supports of various sizes;
- 适用于一次采全高、综采放顶煤、缓倾斜及急倾斜、充填等全工况工作面；

Applicable to full-operating-condition workfaces, including full height cutting, fully-mechanized top coal caving, lightly pitching and steeply pitching seams, as well as backfill mining faces;
- 主流驱动控制技术：变频调速技术，永磁驱动技术；

Mainstream drive control technologies: variable frequency speed regulation technology, permanent magnet drive technology;
- 功率异构/剖分链轮/锻造槽帮/3D增材制造等技术，关键部件无大修过煤量2000万吨；

Technologies such as power heterogeneity, split sprockets, forged chutes, and 3D additive manufacturing. The coal throughput of key components reaches 20 million tons without major overhauls.
- 可实现智能软启、链条自动张紧、链速自主调节、链轮自动润滑、状态实时监测预警、健康诊断与远程运维、智能集控与数字孪生等智能化功能。

Intelligent functions: smart soft start, automatic chain tensioning, self-adjusting chain speed, automatic sprocket lubrication, real-time status monitoring and warning, health diagnosis and remote maintenance, as well as integrated smart control and digital twin.



系列 Type	槽内宽 Inner width of pan(mm)	装机功率 Installed power (kW)	输送量 Capacity(t/h)	圆环链规格 Size of round link chain (mm)	卸载方式 Way of discharge	刮板链型式 Chain configuration	槽间联接方式 Pan connection
764	724	320	700	Φ26×92	端卸/侧卸 End discharge / Side discharge	中双链 Twin inboard	哑铃销/扣环 Dumbbell pin/ Retaining ring
		400	800	Φ30×108			
		500	900				
		630	1000				
830	780	800	1200	Φ34×126			
		630	1200	Φ30×108			
800	800	800	1400	Φ34×126			
		630	1200	Φ34×126			
		750	1400	Φ34×126			
900	900	800	1500	Φ34×126			
		1050	1700	Φ38×137			
		800	1800	Φ34×126			
		1050	1800	Φ38×137(126)			
1000	1000	1400	1800	Φ42×146			
		1710	2200	Φ42×146			
		1050	2000	Φ38×137			
		1400		Φ42×146			
		1710	2500	Φ48×152			
		2000					
2100	3000	Φ48×152					
2565							
3000							
1200	1200	1400	2500	Φ42×146			
		1710	3000	Φ48×152			
		2000					
		2400	3500	Φ48×152			
		2565					
		3000	4000	Φ48×152			
3600							
1250	1250	2000	4000	Φ48×152			
		2400					
		3000	4500	Φ52×170			
		3600		Φ56×187			
4800	3600-6000	Φ56×187					
1400		5000	Φ56×187				
1600	1600	6000	Φ60×181	Φ60×181			

转载输送机

Bridge Stage Loader

- 可与刮板输送机、破碎机、迈步自移、自移机尾、端头液压支架等配套；
Able to support the use of scraper conveyors, crushers, the integrated advancing device, belt Matilda and hydraulic supports;
- 主流驱动控制技术：变频调速技术，永磁驱动技术；
Mainstream drive control technologies: variable frequency speed regulation technology, permanent magnet drive technology;
- 满足普采、高档普采及综采工作面等各种顺槽运输需求；
Meeting the various gate road transportation needs of conventional mechanized mining, high-grade conventional mechanized mining, and fully mechanized mining workfaces;
- 易损部件模块化设计/缓冲卸载/回煤释放/岩基复合耐磨板等匹配产品全生命周期技术；
The lifecycle technologies: modular design of wear-prone components, buffered discharge, coal reflux release, bedrock composite wear-resistant plate, etc.
- 可实现智能软启、链条自动张紧、链速自主调节、链轮自动润滑、状态实时监测预警、健康诊断与远程运维、智能集控与数字孪生等智能化功能。
Intelligent functions: smart soft start, automatic chain tensioning, self-adjusting chain speed, automatic sprocket lubrication, real-time status monitoring and warning, health diagnosis and remote maintenance, as well as integrated smart control and digital twin.




系列 Type	槽内宽 Inner width of pan(mm)	装机功率 Installed power (kW)	输送量 Capacity (t/h)	圆环链规格 Size of round link chain (mm)	刮板链型式 Chain configuration
830	780	200	1300	Φ30×108	中双链 Twin inboard
		250	1400		
		315	1500		
800	800	250	1800	Φ34×126	
		315	1800		
		400	2000	Φ38×137	
		525	2000		
900	900	315	2000	Φ34×126	
		400	2000		
		525	2200	Φ38×137	
1000	1000	375	2200	Φ34×126	
		400	2200		
		525	2400	Φ38×137	
		700	3200		
		525	3000		Φ34×126
700	3000				
1200	1200	1000	3200	Φ38×137	
		1400	3500		
		700	3500	Φ42×146	
		525	4000		
		700	4500		
1350	1350	1000	4500	Φ42×146	
		1400	4500		
		525	4500		
		1000	5000		
1550	1550	525	4500	Φ48×152	
1600	1600	1000	5000		

破碎机

Crusher

- ④ 锤式破碎、齿式破碎两种破碎方式；
Two ways of crushing: hammer and toothed;
- ④ 皮带传动、齿轮传动两种传动方式；
Two kinds of transmission: belt and gear;
- ④ 润滑脂集中润滑，自动 / 手动两种方式；
Centralized grease lubrication, automatic and manual;
- ④ 液压调高系统，破碎输出粒度可调整；
Hydraulic height adjustment system, the crushing output granularity is adjustable;
- ④ 过载保护、状态监测预警、健康诊断与远程运维、智能集控与数字孪生等智能化功能。
Intelligent functions: overload protection, status monitoring and warning, health diagnosis and remote maintenance, as well as integrated smart control and digital twin.



系列 Type	型式 Model	功率 Power(kW)	破碎能力 Crushing capacity(t/h)	进/出口粒度 Input/Output lumpiness (mm)	配套转载机系列 Compatible BSL
PLM1000		75/90	1000	700×800 / ≤300	SZZ764
		110		700×800 / ≤300	SZZ830
		90	1000	690×750 / ≤300	SZZ730
		110		700×800 / ≤300	SZZ764
PLM1200		132	1200	780×800 / ≤300	SZZ764
PLM2000		160	2000	780×800 / ≤300	SZZ830/800
PLM2200		200	2200	1000×800 / ≤300	SZZ1000
PLM2500	锤式 hammer	250	2500	800×800 / ≤350	SZZ1000
PLM3000		315	3000	1000×800 / ≤300	SZZ1000
PLM3500		315	3500	1200×800 / ≤470	SZZ1200
		375		1200×1050 / ≤350	
PLM4000		400	4000	1350×1050 / ≤400	SZZ1350
PLM4500		525	4500		
PLM5000		525	5000	1600×1200 / ≤400	SZZ1550
PLM6000		700	6000	1600×1500 / ≤400	SZZ1600

双齿辊筛分破碎机

Screening Crusher with Double Toothed Roller

- ◎ 结构紧凑，高度低，易配套，适应性更强；
Compact structure, low height, easy to support, and enhanced adaptability;
- ◎ 筛分和破碎双重功能，出料粒度灵活可控，破碎能耗更低；
Double effects of screening and crushing, with flexible and controllable output lumpiness, resulting in lower crushing energy consumption;
- ◎ 减振吸振设计，稳定性更好；
Vibration reduction and absorption design for improved stability;
- ◎ 高强高韧抗磨齿辊组件，可更换齿帽结构，使用寿命更长；
High-strength, high-toughness, and wear-resistant toothed roller components with replaceable tooth cap structure to extend service life;
- ◎ 自动润滑、失速保护、智能监控，可靠性更高。
Automatic lubrication, stall protection, and intelligent monitoring for higher reliability.

中心距 Center distance(mm)	功率 Power(kW)	破碎能力 Crushing capacity(t/h)	入料粒度 Input lumpiness (mm)	出料粒度 Output lumpiness (mm)
500	2×110	500	≤500	≤50
625	2×132	700	≤650	≤50
850	1×250	1200	≤900	≤250
1000	1×250	2500	≤1100	≤300
1150	1×400	3000	≤1250	≤300
1300	2×400	4000	≤1800	≤300



带式输送机自移机尾

Belt Matilda

- 配套带宽800、1000、1200、1400、1600、1800mm六种规格带式输送机，一次推移行程2100、2700、3000mm三种规格，可根据采煤机滚筒截深选择。推移油缸侧布，自移机尾和转载机转角可达 $\pm 8^\circ$ ，顺槽适应性更强；

Able to support the use of belt conveyors with belt width of 800, 1000, 1200, 1400, 1600 and 1800mm; optional pushing stroke of 2100, 2700, 3000mm can be determined according to cutting depth of the shearer drums. Pushing cylinder is side-arranged, turning angle of belt Matilda and BSL can be up to $\pm 8^\circ$, which facilitates stronger adaptability to the gateway;
- 自主开发新型自移系统，实现整机6-10m大行程快速推进；

Independently-developed new system enables rapid advance of the entire machine with a large stroke of 6-10m;
- 护套式推移油缸，完成对活塞杆的全程保护；

Jacketed pushing cylinder provides whole-course protection to the piston rod;
- 配套浮动托辊组调高系统；

Height adjustment system for the floating roller unit;
- 新型自清理螺旋滚筒；

New style self-cleanable spiral drum;
- 自动控制系统，实现整机自动前移和胶带自动纠偏；

Automatic control system enables the integrated automatic advance and belt auto-correction;
- 手动控制/自动控制，本地控制/远程控制。

Manual/automatic control, local/remote control.

带式输送机

Belt Conveyor

- 复杂地形高可靠智能长运距输送系统设计，最长运输距离10km；

Design of an intelligent, highly-reliable and long-distance conveying system for complex terrain with a maximum length of 10 km.
- 智能软启动方案（变频/永磁变频）；

Smart soft start solutions: variable frequency/permanent magnet variable frequency;
- 模块化设计，标准接口，最优化配置；可满足用户各种定制化需求；

Modular design with standardized interfaces and optimized configurations to meet diverse customized user requirements;
- 配置自主开发的长寿命高速托辊、高强度滚筒、高效储带系统等；

Equipped with self-developed long-life high-speed rollers, high-strength drums, and high-efficiency storage systems;
- 具备智能协同控制系统设计：智能启动、智能煤流调速、智能化张紧力控制、运行状态动态监测分析与控制、胶带自适应纠偏。

Intelligent collaborative control system design: smart soft start, intelligent coal-flow speed regulation, adaptive tensioning force control, dynamic monitoring, analysis, and control of operational status, belt auto-correction.



产品主要类型 Main products(mm)	运量 Capacity(t/h)	带宽 Belt width(mm)	带速 Belt speed(m/s)	功率 Power(kW)	倾角 Inclination($^\circ$)
DSJ可伸缩带式输送机系列 DSJ telescopic belt conveyors	100 ~ 4000	650 ~ 1600	1.6 ~ 4	22 ~ 6x630	-18 ~ 18
DTL固定带式输送机 DTL fixed belt conveyors	100 ~ 10000	500 ~ 2200	1.6 ~ 5.6	22 ~ 6x1850	-18 ~ 18
DX钢绳芯带式输送机系列 DX belt conveyors with steel cable core	200 ~ 10000	800 ~ 1400	1.6 ~ 5.6	40 ~ 4x2240	-18 ~ 18
TD75、DT II 型系列通用带式输送机 TD75、DT II general belt conveyors	70 ~ 13000	500 ~ 2400	0.3 ~ 5.6	2.2 ~ 6x2240	-18 ~ 18
多点驱动带式输送机 Multi-point driven belt conveyors	200 ~ 4000	800 ~ 1600	1.6 ~ 4	200 ~ 6x500	-18 ~ 18
大倾角带式输送机 Belt conveyors with big tilted angle	100 ~ 4000	800 ~ 1800	1.6 ~ 4	200 ~ 4x2240	18 ~ 30 -18 ~ -25
可拐弯带式输送机 Bendable belt conveyors	100 ~ 2500	650 ~ 1400	1.6 ~ 3.15	22 ~ 3x400	0 ~ 90

矿用高强度圆环链

Mining High-strength Round Link Chain

- ◎ 成套德国MRP公司制链设备生产，实现棒料加热、编链、闪光堆焊、去刺、热处理及拉伸自动化生产；
The complete set of chain making equipment from MRP Germany is used to realize automated production processes including the heating of bars, bending, butt welding, de-burring, heat-treatment and calibration;
- ◎ 自动程序控制和电液伺服控制系统等先进技术，圆环链性能超过国家与行业标准；
With the advanced techniques of automatic program control and electro-hydraulic servo control, the performance of the round link chain can surpass national and industry standards;
- ◎ 完善的性能检验：材料成分及金相分析、拉伸试验、疲劳试验、腐蚀试验等；
Well-equipped performance tests: material composition and metallographic analysis, elongation test, fatigue test, corrosion test, etc;
- ◎ 自主研发的链条张力测量系统，实现输送机链条张力的定量测量；
With chain tension measurement device, the tension force of chains can be measured quantitatively;
- ◎ 适用煤矿井下采煤机，刨煤机和刮板机，转载机及其他机械设备作为牵引链和运输链。
Applicable in coal mine underground shearers, ploughs, scraper conveyors, stage loaders and other mechanical equipment as haulage chain and conveying chain.

链条直边直径 Straight side diameter of finished chain (mm)	节距 Pitch (mm)	最小内宽 Min.inner width (mm)	最大外宽 Max.outer width (mm)	最小破断负荷 Min.Breaking load (kN)	试验负荷下最大伸长率 Max.elongation under testing load (%)	破断时最小伸长率 Min.total elongation after breaking (%)	重量 Weight (kg/m)	
φ14	±0.4	50±0.5	17	48	250	1.6	12	4.0
φ18	±0.5	64±0.6	21	60	410	1.6	12	6.6
φ22	±0.7	86±0.9	26	74	610	1.6	12	9.5
φ26	±0.8	92±0.9	30	86	850	1.6	12	13.7
φ30	±0.9	108±1.0	34	98	1130	1.6	12	18.7
φ34	±1.0	126±1.2	38	109	1450	1.6	12	22.7
φ38	±1.1	137±1.4	42	121	1810	1.6	12	30.1
φ42	±1.1	146±1.5	46	133	2220	1.6	12	35.5
φ48	±1.5	152±1.5	52	163	2900	1.6	11	51.5
φ52	±1.6	170±1.8	57	194	3700	1.6	11	58.2


矿用高强度接链环

Mining High-strength Connecting Links

- ◎ 矿用扁平接链环和立式接链环两种型式；
Two types: flat connecting links and vertical connecting links;
- ◎ 优质高合金钢多重工艺，具有良好的拉伸性能和疲劳寿命；
Manufactured from premium high-alloy steel through multiple processes, they feature excellent tensile performance and long fatigue life;
- ◎ 适用于煤矿井下刮板输送机、转载机使用的矿用高强度圆环链间连接用。
Applicable in connecting high-strength round link chains used in scraper conveyors and stage loaders in underground coal mines.



矿用扁平接链环
Mining Flat Connecting Links



矿用立式接链环
Mining Vertical Connecting Links

规格 Size (mm)	试验负荷 Test load (kN)	最小破断负荷 Min.Breaking load (kN)	工作负荷 Workload (kN)	脉动负荷下限 Pulsating load lower limit (kN)	脉动负荷上限 Pulsating load limit (kN)	最小循环次数 Minimum cycle count (次)
φ34×126	1450	1400	907	91	454	70000
φ38×137	1810	1820	1134	113	567	
φ42×146	1660	2220	1385	139	693	
φ48×152	2170	2900	1810	181	905	

矿用减速器

Mining Gearbox

- ◎ 结构紧凑，精度高，寿命长，传递扭矩大，传动效率高；
Compact structure, high precision, long service life, large torque transmission, and high transmission efficiency;
- ◎ 行星/定轴，垂直/平行等多种结构形式；
Multiple structural forms: planetary/fixed-shaft, vertical/parallel;
- ◎ 油品、油温、油位，轴承温度及振动频谱等状态监测及故障诊断；
Condition monitoring and fault diagnosis for oil quality, oil temperature, oil level, bearing temperature, and vibration spectrum;
- ◎ 速比系列满足刮板输送机、刮板转载机和带式输送机配套要求。
Ratio series meet the matching requirements of various scraper conveyors, stage loaders, and belt conveyors.



规格/型号 Type/Model	功率 Power(KW)	结构形式 Structure	总传动比范围 Range of transmission ratio
JS90型	90	平行布置定轴 Parallel arranged fixed shaft mechanism	20~40
		平行布置行星 Parallel arranged planetary mechanism	24
JX90型		垂直布置行星 Vertical arranged planetary mechanism	
JS110型	110	平行布置定轴 Parallel arranged fixed shaft mechanism	24~30
		平行布置行星 Parallel arranged planetary mechanism	30
JS132型	132	平行布置定轴 Parallel arranged fixed shaft mechanism	24-33
JS200型	200		20-33
JX200型			垂直布置行星 Vertical arranged planetary mechanism
JS250型	250	平行布置行星 Parallel arranged planetary mechanism	23-30
		平行布置 一级圆锥 Parallel arranged Stage-one bevel gear	3.5
JS315型	315	平行布置行星 Parallel arranged planetary mechanism	23-33
JS375型	375		18-33
JX375型			垂直布置行星 Vertical arranged planetary mechanism
JS400型	400	平行布置行星 Parallel arranged planetary mechanism	38
		平行布置 一级圆锥 Parallel arranged Stage-one bevel gear	3.5
JX400型		垂直布置行星 Vertical arranged planetary mechanism	15-38
JS525型	525	平行布置行星 Parallel arranged planetary mechanism	24-32
JS700型	700		22-38
		平行布置行星 Parallel arranged fix-shaft mechanism	5.45
JX700型		垂直布置行星 Vertical arranged planetary mechanism	38
JS1000型	1000	平行布置行星 Parallel arranged planetary mechanism	28-33
JX1000型		垂直布置行星 Vertical arranged planetary mechanism	
JS1200型	1200	平行布置行星 Parallel arranged planetary mechanism	30-40
JS1500型	1500		
JS1600型	1600		

刮板机成套装备智能化系统


Intelligent System for Complete Scraper Conveyor Equipment

面对行业发展新常态，公司准确把握煤炭转型升级对技术装备提出的新要求，在装备成套化、高可靠性、自动化、智能化等技术领域大力开展创新实践。基于对现代传感、自控、通讯、物联及人工智能、虚拟现实等先进技术的科学融合，研发应用了包括输送机永磁变频高效驱动、多参数状态监控、煤量扫描、智能调速、自动紧链、数字孪生、健康诊断、成套设备智能协同集中控制、电子围栏预警以及自移机尾自动控制等一批具有完全自主知识产权和世界领先水平的核心技术及成果，持续提升产品对运行状态和采掘环境的感知及自适应调控能力。公司智能化产品占年销售70%以上。

In the face of the new normal in industry development, the company has accurately grasped the new requirements for technological equipment brought about by the transformation and upgrading of the coal industry. It has vigorously carried out innovative practices in technological fields such as complete equipment sets, high reliability, automation, and intelligence. Based on the scientific integration of advanced technologies such as modern sensing, automatic control, communications, the Internet of Things, artificial intelligence, and virtual reality, the company has developed and applied a series of core technologies and achievements with fully independent intellectual property rights and world-leading standards. These include permanent magnet frequency conversion high-efficiency drives for conveyors, multi-parameter condition monitoring, coal volume scanning, intelligent speed regulation, automatic chain tensioning, digital twin, health diagnosis, intelligent collaborative centralized control of complete equipment sets, electronic fence warnings, and automatic control of belt Matilda. The company's smart products account for over 70% of its annual sales.

输送设备智能协同集中控制系统

INTELLIGENT COLLABORATIVE CENTRALIZED CONTROL SYSTEM FOR CONVEYING EQUIPMENT



矿用隔爆兼本安型可编程控制箱

Mining Flameproof and Intrinsically Safe Programmable Control Box

- ① 额定工作电压：AC127V，工作电流：≤1.5A；
Rated operating voltage: AC127V; operating current: ≤1.5A;
- ② 9路开关量信号输入、输出功能；
9 channels of digital signal input/output function;
- ③ 1路模拟量输入、输出功能；
1 channel of analog signal input/output function;
- ④ 1路RS485、1路以太网接口，支持MODBUS-TCP以及MODBUS-RTU通讯协议数据传输功能；
1 RS485 interface, 1 Ethernet interface, supporting MODBUS-TCP and MODBUS-RTU communication protocols for data transmission;
- ⑤ 可实现最多6台一体机远程控制、状态显示、故障显示等功能；
Remote control, status display, fault display and other functions for up to 6 integrated machines;
- ⑥ 可实现1140V及3300V系列变频器的远程控制、状态显示、故障显示等功能。
Remote control, status display, fault display and other functions for 1140V and 3300V series frequency converters.



1140V矿用隔爆兼本质安全型交流变频器

1140V Mining Flameproof and Intrinsically Safe AC Frequency Converter



- ◎ 所有滤波、显示、控制装置一体式设计；
An integrated design of all filtering, display, and control devices;
- ◎ 通过变频器内部同步卡通讯，实现多机驱动的输送机动态功率均衡分配；
Communication via the internal synchronization card enables dynamic power balance distribution for multi-drive conveyors;
- ◎ 全中文操作界面，界面简洁，操作方便，需要设置参数少，通俗易懂；
The full Chinese operation interface has a concise layout, fewer parameters to set, and is easy to operate and understand;
- ◎ 采用Modbus通讯协议且免费开放，满足与第三方通讯的技术要求；
The Modbus communication protocol is adopted (free and open) to meet technical requirements for communication with third parties;
- ◎ 满足各种运行工况要求，包括软启动、控制变速或定速带载运行、正常停机、紧急停机。
Suitable for various operational requirements, including soft start, controlled variable-speed or fixed-speed load operation, normal shutdown, and emergency shutdown.

型号 Model	额定功率 Rated power (kW)	额定工作频率 Rated operating frequency (Hz)	额定输入电压 Rated input voltage (V, AC)	输出电压范围 Output voltage range (V, AC)	输出电流范围 Output current range (A)	输出频率范围 Output frequency range (Hz)	载波频率 Carrier frequency (Hz)	工作制 Work schedule
BPJ1-2×630/1140	2×630	50	1140	2×(0-1140)	2×(0~400)	5~50	1000	连续工作制 Continuous work system
BPJ1-2×500/1140	2×500				2×(0~310)			
BPJ1-2×500/1140	2×500				2×(0~310)			
BPJ1-2×400/1140	2×400				2×(0~250)			

3300V矿用隔爆兼本质安全型高压组合变频器

3300V Mining Flameproof and Intrinsically Safe High-Voltage Combined Frequency Converter

- ◎ NPC三电平拓扑技术，输出谐波小，电压反射小，对电机更加友好；
NPC three-level topology technology with low output harmonic distortion and reduced voltage reflection; it is more motor-friendly;
- ◎ 新型DSP控制技术，软硬件完全自主开发，可实现系统故障智能化在线诊断；
New DSP control technology with fully independent hardware and software development, enabling intelligent online diagnosis of system faults;
- ◎ 基于CAN总线的多台机器自适应功率平衡功能，无需人为干预；
Adaptive power balancing for multiple units based on CAN bus without manual intervention;
- ◎ 具备过载、短路、过压、欠压、缺相、断相、功率元件过热保护等多种保护功能；
Multiple protection functions including overload, short circuit, overvoltage, undervoltage, phase loss, phase failure, and power component overheating protection;
- ◎ 独有的低频扭矩补偿核心算法，适应频繁重载启动扭矩需求。
Proprietary core algorithm for low-frequency torque compensation, meeting torque requirements of frequent heavy-duty startup.

型号 Model	额定功率 Rated power (kW)	额定工作频率 Rated operating frequency (Hz)	额定输入电压 Rated input voltage (V, AC)	额定输入电流 Rated input current (A)	输出电压范围 Output voltage range (V, AC)	输出电流范围 Output current range (A)	输出频率范围 Output frequency range (Hz)	载波频率 Carrier frequency (Hz)	工作制 Work schedule
BPJV-1050 /3.3-2	2×525	50	3300	0~204	2×(0~3300)	2×(0~116)	5~50	1000	连续工作制 Continuous work system
BPJV-1710 /3.3-2	2×855			0~332		2×(0~190)			
BPJV-2500 /3.3-2	2×1250			0~486		2×(0~273)			
BPJV-3200 /3.3-2	2×1600			0~622		2×(0~350)			

矿用隔爆兼本质安全型高压变频调速一体机

Mining Flameproof and Intrinsically Safe High-Voltage Variable Frequency Speed Regulation Integrated Machine



- ◎ 变频器和电机一体化，结构紧凑；
The frequency converter and motor are integrated with the compact structure;
- ◎ 变频器与电机输入、输出可断开功能，可快速工变频切换，二者独立运行，维护更便捷；
Disconnection function between the frequency converter and motor input/output, enabling quick switch between power frequency and variable frequency modes. Independent operation of both components facilitates easier maintenance;
- ◎ 先进的NPC I型三电平拓扑技术，输出谐波小，电压反射小，对电机更加友好；
Advanced NPC Type I three-level topology technology with low output harmonic distortion and reduced voltage reflection; it is more motor-friendly;
- ◎ 新型DSP控制系统，实现系统故障智能化在线诊断；
New DSP control technology to carry out intelligent online diagnosis of system faults;
- ◎ 基于CAN总线的多台机器自适应功率平衡功能，无需人为干预；
Adaptive power balancing for multiple units based on CAN bus without manual intervention;
- ◎ 满载和超载情况下，整机效率≥95%；
Overall efficiency ≥95% under full-load and overload conditions;
- ◎ 具备过载、短路、过压、欠压、缺相、断相、功率元件过热保护等多种保护功能。
Multiple protection functions including overload, short circuit, overvoltage, undervoltage, phase loss, phase failure, and power component overheating protection.



型号 Model	额定功率 Rated power (kW)	额定输入电压 Rated input voltage (V)	额定工作频率 Rated operating frequency (Hz)	额定输入电流 Rated input current (A)	输出频率范围 Output frequency range (Hz)	转速 Speed (r/min)	电机级数 Motor poles
YJVFT1-450L6-4 (1200/3300)	1200	3300	50	252.9	5~50	1492	4
YJVFT1-450L5-4 (1000/3300)	1000			213.7			
YJVFT1-450L4-4 (855/3300)	855			183			
YJVFT1-450L3-4 (700/3300)	700			150.3			
YJVFT1-450L2-4 (525/3300)	525			114			
YJVFT1-450L1-4 (400/3300)	400			87.9			

智慧服务平台

INTELLIGENT SERVICE PLATFORM

服务宗旨

SERVICE PURPOSE

为用户创造价值

Create value for users

服务要求

SERVICE REQUIREMENT

现场、限时、精准、增值

On-site, time-limited, accurate, value-added

"11330" 品牌承诺

"11330" BRAND PROMISE

一刻钟内回复客户

Reply to customer within 15 minutes

一小时安排服务人员

One hour to arrange the service staff

三小时到达现场

Three hours to service site

三天内解决客户问题

Solve customer's problems within three days

服务跟踪到底问题销号清零

Service tracking to the end of problem clearance